



## BUREAU OF BUDGET & MANAGEMENT RESEARCH

OFFICE OF THE GOVERNOR

Post Office Box 2950, Hagåtña Guam 96932

FELIX P. CAMACHO  
GOVERNOR

BERTHA M. DUENAS  
DIRECTOR

MICHAEL W. CRUZ, M.D.  
LIEUTENANT GOVERNOR

September 18, 2009

### BBMR CIRCULAR 10-01

To: All Executive Line Department and Agency Heads

From: Director, Bureau of Budget and Management Research

Subject: Fiscal Year 2010 Budget Allotment Process

As you know, Public Law 30-55 (FY 2010 Budget Act) was signed into law on September 4, 2009, providing the spending plan for the government of Guam. Unlike previous years' budgets, the FY 2010 budget is a line item budget. This means the spending plan is broken down by object category and spending is limited to those specific allocations. Only the Governor can approve expenditures beyond those levels through his transfer authority and that transfer authority is limited to fifteen percent (15%).

BBMR will load all appropriations and corresponding scheduled releases by object category for both General Fund and Special Fund appropriations by October 1, 2009, per the following guidelines and conditions:

#### Object Category

- 111 monthly release, based on staffing patterns agencies provide per BBMR Circular 09-07 which was due Wednesday, 9/16/09
- 112 monthly release, but only upon BBMR's pre-approval of an Overtime Plan which must be within the appropriation level provided in the budget for your agency. Form BBMR F-15A (OT Plan) is available under "CIRCULAR" on our website [www.bbmr.guam.gov](http://www.bbmr.guam.gov) for this purpose. This Overtime Plan for agencies with overtime appropriations are due no later than Friday, 9/25/09. Late submissions may cause a delay in overtime payments. *(Please see PL 30-55 provided to you earlier to see if your agency received Overtime funding and the amount.)*
- 113 monthly release, based on staffing patterns agencies provide per BBMR Circular 09-07 which was due Wednesday, 9/16/09
- 220 quarterly release, net of 3% reserve for General Fund appropriations
- 230 full release in October 2009, net of 3% reserve for General Fund appropriations

**Page 2 – BBMR Circular 10-01 (Fiscal Year 2010 Budget Allotment Process)**  
**September 18, 2009**


- 233** full release in October 2009, net of 3% reserve for General Fund appropriations
- 240** quarterly release, net of 3% reserve for General Fund appropriations
- 250** zero release until written justification provided and approved by BBMR
- 270** full release in October 2009, net of 3% reserve for General Fund appropriations
- 271** full release in October 2009, net of 3% reserve for General Fund appropriations
- 290** zero release until written justification provided and approved by BBMR
- 363** full release in October 2009, net of 3% reserve for General Fund appropriations
- 450** zero release until written justification provided and approved by BBMR

This fiscal year, appropriations for Power, Water, and Health/Life/Dental Benefits will be administered by the Department of Administration, therefore, they are not included above.

To provide further assistance and to answer all the questions you may have on this fiscal year's budget, BBMR will be conducting budget seminars (divided into small groups) during the month of October 2009. Agency heads and designated POCs will be asked to attend. The schedule for these seminars will be released at a later date.

Meantime, if you have any questions on this Circular, please contact your assigned Analyst at 475-9429.

Thank you for your usual cooperation.



Bertha M. Duenas



**BUREAU OF BUDGET & MANAGEMENT RESEARCH**

OFFICE OF THE GOVERNOR

Post Office Box 2950, Hagåtña Guam 96932

**FELIX P. CAMACHO**  
GOVERNOR

**BERTHA M. DUENAS**  
DIRECTOR

**MICHAEL W. CRUZ, M.D.**  
LIEUTENANT GOVERNOR

The Honorable Judith Won Pat  
Speaker  
I Mina' Trenta Na Liheslaturan Guåhan  
Thirtieth Guam Legislature  
155 Hesler Place  
Hagåtña, Guam 96910

**MAY 28 2010**  
*[Handwritten initials]*

Dear Speaker Won Pat:

Attached is the monthly Revenue Tracking Report pursuant to Public Law 30-55 Chapter XIII, Section 5. The report includes revenue totals for the months of October 2009 through April 2010.

Pursuant to Title 5 GCA, Chapter 4, Section 4109(f) which states, in part, "...If said Directors determine that projected fiscal year revenues, based on actual revenues collected, are three percent (3%) or more less than revenue projections adopted by the annual budget Act, I Maga'lahen Guahan shall submit to the Speaker of I Liheslaturan Guahan a Fiscal Realignment Plan that shall address the revenue disparity. Said Plan may include, but is not limited, to cost containment and austerity measures....." BBMR Circular 10-01 dated September 18, 2009, imposed a 3% reserve on General Fund appropriations in FY 2010 This is on top of the expenditure cap of 98% mandated in P.L. 30-55.

Should you have any questions, please do not hesitate to call me.

Sincerely,

*[Handwritten signature]*  
BERTHA M. DUENAS

Attachment

Office of the Speaker  
Judith T. Won Pat, Ed. D.  
Date \_\_\_\_\_  
Time \_\_\_\_\_  
Received by *[Handwritten signature]*



# DRAFT

Government Of Guam  
Combined Comparative Statement Of Revenues  
General Fund  
April 30, 2010 & 2009

	For the Months			Fiscal Year 2010	Year-To-Date Fiscal Year 2009	Increase (Decrease)
	April, 2010	April, 2009	Increase (Decrease)			
<b>Income taxes:</b>						
Individual	\$28,121,859	\$26,453,636	\$1,668,223	\$56,872,904	\$51,727,647	\$5,145,257
Corporation	8,963,469	11,024,812	(2,061,343)	49,451,703	58,443,326	(8,991,623)
Withholding	18,992,195	12,529,866	6,462,329	112,034,081	98,708,904	13,325,177
Withholding - COLA	4,655	822	3,833	66,595	8,929	57,667
Interest & penalties	429,054	232,172	196,882	2,465,681	2,741,761	(276,080)
Provision for refunds	(15,989,142)	(13,900,900)	(2,088,242)	(63,424,783)	(55,164,597)	(8,260,186)
<b>Total Income Taxes</b>	<b>40,522,089</b>	<b>36,340,409</b>	<b>4,181,681</b>	<b>157,466,181</b>	<b>156,465,969</b>	<b>1,000,213</b>
<b>Business privilege taxes:</b>						
Gross Receipts Taxes	16,620,318	14,839,499	1,780,819	107,936,503	109,333,353	(1,396,850)
<b>Other Taxes:</b>						
Admissions tax	0	0	0	438	1,163	(725)
Use tax	59,800	295,575	(235,776)	1,684,196	2,357,115	(672,918)
<b>Total Business Privilege Taxes</b>	<b>16,680,118</b>	<b>15,135,075</b>	<b>1,545,043</b>	<b>109,621,137</b>	<b>111,691,631</b>	<b>(2,070,494)</b>
<b>Total Licenses, Fees &amp; Permits</b>	<b>97,915</b>	<b>102,353</b>	<b>(4,438)</b>	<b>725,946</b>	<b>722,165</b>	<b>3,780</b>
<b>Total Use of Money &amp; Property</b>	<b>50,745</b>	<b>21,179</b>	<b>29,566</b>	<b>184,091</b>	<b>202,871</b>	<b>(18,780)</b>
<b>Federal Sources:</b>						
Section 30	3,252,344	3,239,114	13,230	22,766,408	22,673,800	92,608
Immigration fees	149,777	165,780	(16,003)	977,315	953,090	24,225
Indirect cost recovery	16,008	20,658	(4,650)	166,615	127,541	39,074
<b>Total Federal Sources</b>	<b>3,418,129</b>	<b>3,425,553</b>	<b>(7,424)</b>	<b>23,910,338</b>	<b>23,754,431</b>	<b>155,907</b>
<b>Department Charges:</b>						
Agriculture	242	379	(137)	1,153	1,833	(680)
Police & corrections	20	30	(10)	70	30	40
Public works	12,301	675	11,626	234,603	22,028	212,576
Public health	12,354	16,166	(3,812)	92,098	116,062	(23,964)
Commerce	15,392	16,481	(1,089)	164,782	151,736	13,046
Other charges	144,053	48,783	95,270	433,866	348,632	85,234
<b>Total Department Charges</b>	<b>184,362</b>	<b>82,514</b>	<b>101,848</b>	<b>926,572</b>	<b>640,321</b>	<b>286,251</b>
<b>TOTAL GENERAL FUND REVENUES</b>	<b>\$60,953,358</b>	<b>\$55,107,082</b>	<b>\$5,846,275</b>	<b>\$292,834,264</b>	<b>\$293,477,387</b>	<b>(\$643,124)</b>

**Note:**

<sup>1</sup>Revenues are based on a modified accrual basis. During the year, revenues are recognized on a cash basis, but at year end an accrual is made for actual collections relating to prior years taxes 60 days after 09/30. ( In accordance with GASB 33 - Accounting Financial Reporting for non-exchange transactions ). Estimates are recorded for the provision for 2008 Refunds & Section 30 is prorated for 12 months.

# DRAFT

Government Of Guam  
Actual Revenues Compared to Original Estimates  
General Fund  
Seven Months Ended April 30, 2010

	For the Months			Year-To-Date		
	Estimated	Actual	Favorable (Unfavorable)	Estimated	Actual	Favorable (Unfavorable)
<b>Income taxes:</b>						
Individual	\$38,913,857	\$28,121,859	(\$10,791,998)	\$64,734,195	\$56,872,904	(\$7,861,291)
Corporation	12,571,965	8,963,469	(3,608,496)	58,122,033	49,451,703	(8,670,330)
Withholding	16,646,252	18,992,195	2,345,943	117,000,132	112,034,081	(4,966,051)
Withholding - COLA	0	4,655	4,655	0	66,595	66,595
Interest & penalties	232,172	429,054	196,882	2,041,761	2,465,681	423,920
Provision for refunds	(15,989,142)	(15,989,142)	0	(63,424,783)	(63,424,783)	0
<b>Total Income Taxes</b>	<b>52,375,104</b>	<b>40,522,089</b>	<b>(11,853,015)</b>	<b>178,473,338</b>	<b>157,466,181</b>	<b>(21,007,157)</b>
<b>Business privilege taxes:</b>						
Gross Receipts Taxes	18,018,842	16,620,318	(1,398,524)	120,610,039	107,936,503	(12,673,536)
<b>Other Taxes:</b>						
Admissions tax	225	0	(225)	1,588	438	(1,151)
Use tax	421,312	59,800	(361,512)	2,432,236	1,684,196	(748,040)
<b>Total Business Privilege Taxes</b>	<b>18,440,379</b>	<b>16,680,118</b>	<b>(1,760,261)</b>	<b>123,043,863</b>	<b>109,621,137</b>	<b>(13,422,726)</b>
<b>Total Licenses, Fees &amp; Permits</b>	<b>96,060</b>	<b>97,915</b>	<b>1,855</b>	<b>708,264</b>	<b>725,946</b>	<b>17,682</b>
<b>Total Use of Money &amp; Property</b>	<b>11,705</b>	<b>50,745</b>	<b>39,040</b>	<b>172,965</b>	<b>184,091</b>	<b>11,126</b>
<b>Federal Sources:</b>						
Section 30	3,213,983	3,252,344	38,361	22,497,845	22,766,408	268,563
Immigration fees	200,392	149,777	(50,615)	1,270,516	977,315	(293,201)
Indirect cost recovery	68,981	18,008	(52,973)	503,313	166,615	(336,698)
<b>Total Federal Sources</b>	<b>3,483,356</b>	<b>3,418,129</b>	<b>(65,227)</b>	<b>24,271,674</b>	<b>23,910,338</b>	<b>(361,336)</b>
<b>Department Charges:</b>						
Agriculture	279	242	(37)	1,932	1,153	(779)
Police & corrections	30	20	(10)	90	70	(20)
Public works	675	12,301	11,626	23,133	234,603	211,470
Public health	14,182	12,354	(1,828)	117,479	92,098	(25,381)
Commerce	12,481	15,392	2,911	150,857	164,782	14,125
Other charges	40,783	144,053	103,270	405,383	433,866	28,483
<b>Total Department Charges</b>	<b>68,430</b>	<b>184,362</b>	<b>115,932</b>	<b>698,674</b>	<b>926,572</b>	<b>227,898</b>
<b>TOTAL GENERAL FUND REVENUES</b>	<b>\$74,475,034</b>	<b>\$60,953,358</b>	<b>(\$13,521,676)</b>	<b>\$327,368,778</b>	<b>\$292,834,264</b>	<b>(\$34,534,514)</b>

**Note:**

Revenues are based on a modified accrual basis. During the year, revenues are recognized on a cash basis, but at year end an accrual is made for actual collections relating to prior years taxes 60 days after 09/30. ( In accordance with GASB 33 - Accounting Financial Reporting for non-exchange transactions ). Estimates are recorded for the provision for 2008 Refunds & Section 30 is prorated for 12 months.

<sup>2</sup>Appropriations Cap of 98% of General Fund Revenue, 22436, Chapter 22 of the Title 5 GCA. No available revenues to reserve.



**BUREAU OF BUDGET & MANAGEMENT RESEARCH**

OFFICE OF THE GOVERNOR

Post Office Box 2950, Hagåtña Guam 96932

**FELIX P. CAMACHO**  
GOVERNOR

**BERTHA M. DUENAS**  
DIRECTOR

**MICHAEL W. CRUZ, M.D.**  
LIEUTENANT GOVERNOR

The Honorable Judith Won Pat  
Speaker  
I Mina' Trenta Na Liheslaturan Guåhan  
Thirtieth Guam Legislature  
155 Hesler Place  
Hagåtña, Guam 96910

**JUN 29 2010**

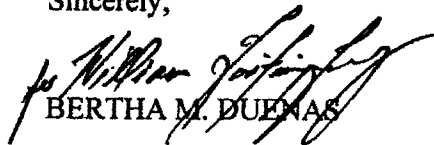
Dear Speaker Won Pat:

Attached is the monthly Revenue Tracking Report pursuant to Public Law 30-55 Chapter XIII, Section 5. The report includes revenue totals for the months of October 2009 through May 2010.

Pursuant to Title 5 GCA, Chapter 4, Section 4109(f) which states, in part, "...If said Directors determine that projected fiscal year revenues, based on actual revenues collected, are three percent (3%) or more less than revenue projections adopted by the annual budget Act, I Maga'lahaen Guahan shall submit to the Speaker of I Liheslaturan Guahan a Fiscal Realignment Plan that shall address the revenue disparity. Said Plan may include, but is not limited, to cost containment and austerity measures.....". BBMR Circular 10-01 dated September 18, 2009, imposed a 3% reserve on General Fund appropriations in FY 2010 This is on top of the expenditure cap of 98% mandated in P.L. 30-55.

Should you have any questions, please do not hesitate to call me.

Sincerely,

  
BERTHA M. DUENAS

Attachment

Office of the Speaker  
Judith T. Won Pat, Ed. D.  
Date 6/30/10  
Time 11:58  
Received by [Signature]

	A	E	F	G	H	I	J	K	L	M	
1	Government of Guam										
2	Fiscal Year 2010 Revenue Tracking Report										
3	P.L. 30-55 Chapter XIII Section 5										
4											
5		(1)	(2)	(3)		(4)	(5)	(6)		(7)	
6											
7											
8		FY 2010 Adopted Revenue	Oct - May 2009	Oct - May 2010		Year To Date Variance	Baseline Tracking	Revenue Adjustments		Adjusted Tracking	
9	Tax Categories	(P.L. 30-55)	Revenue Stmt	Revenue Stmt		(3-2)	Net of Adjustments			(5+6)	
10	Income Taxes										
11	Individual	85,574,693	53,310,185	60,330,221	13.17%	7,020,036	70,374,295	12,156,694	1/	82,530,989	
12	Corporation	103,059,690	60,608,913	53,106,183	-12.38%	(7,502,730)	90,634,927	0		90,634,927	
13	Wholding, Interest & Penalties	205,705,323	115,824,828	132,075,459	14.03%	16,250,631	210,607,250	0		210,607,250	
14	Provision for refunds	(101,860,000)	(59,976,745)	(68,954,042)	14.97%	(8,977,297)	(101,860,001)	0		(101,860,001)	
15	<b>Total Income Taxes</b>	<b>292,479,706</b>	<b>169,767,181</b>	<b>176,557,821</b>	<b>4.00%</b>	<b>6,790,640</b>	<b>269,756,471</b>	<b>12,156,694</b>		<b>281,913,165</b>	
16											
17	Business Privilage Taxes										
18	Gross Receipt Taxes	207,429,867	123,950,460	121,824,914	-1.71%	(2,125,546)	183,840,916	0		183,840,916	
19	Other Taxes	3,925,264	2,583,355	2,018,150	-21.88%	(565,205)	2,940,121	0		2,940,121	
20	<b>Total Bus Priv Taxes</b>	<b>211,355,131</b>	<b>126,533,815</b>	<b>123,843,064</b>	<b>-2.13%</b>	<b>(2,690,751)</b>	<b>186,781,037</b>	<b>0</b>		<b>186,781,037</b>	
21											
22	Total Licenses, Fees, & Permits	4,942,859	865,312	851,239	-1.63%	(14,073)	4,983,524	0		4,983,524	
23											
24	Total Use of Money & Property	599,890	241,160	262,349	8.79%	21,189	1,688,126	0		1,688,126	
25											
26	Total Federal Sources	42,479,346	27,050,229	27,335,393	1.05%	285,164	41,427,696	0		41,427,696	
27											
28	Total Department Charges	1,660,791	832,700	1,048,788	25.95%	216,088	2,062,636	0		2,062,636	
29											
30	<b>TOTAL GENERAL FUND</b>	<b>553,517,723</b>	<b>325,290,397</b>	<b>329,898,654</b>	<b>1.42%</b>	<b>4,608,257</b>	<b>506,699,490</b>	<b>12,156,694</b>		<b>518,856,184</b>	
31											
32	Two Percent (2%) Reserve	(13,299,085)	0	0		0	0	0		0	
33											
34	<b>TOTAL GENERAL FUND</b>	<b>540,218,638</b>	<b>325,290,397</b>	<b>329,898,654</b>	<b>0</b>	<b>4,608,257</b>	<b>506,699,490</b>	<b>12,156,694</b>		<b>518,856,184</b>	
35											
36											
37	<b>FOOTNOTES:</b>									<b>Tracking vs Adopted Revenues for Operations</b>	<b>-3.95%</b>
38	Section 22436, Chapter 22 of Title 5 GCA requires an appropriation cap of 98% of General Fund Revenues.										
39	1/ - Adjusted for Additional Child Tax Credit										
40	Certified By:										
41											
42											
43	Pertha Duenas, Director, Bureau of Budget and Management Research									6/29/10	Date
44											
45											
46	Lourdes Perez, Director, Department of Administration									6/30/10	Date
47											
48											
49	Artemio B. Illagan, Director, Department of Revenue & Taxation									6/30/10	Date
50											

**Government Of Guam**  
**Combined Comparative Statement Of Revenues**  
**General Fund**  
**May 31, 2010 & 2009**

	For the Months			Year-To-Date		Increase (Decrease)
	May, 2010	May, 2009	Increase (Decrease)	Fiscal Year 2010	Fiscal Year 2009	
<b>Income taxes:</b>						
Individual	\$3,442,043	\$1,582,539	\$1,859,504	\$80,330,220	\$53,310,185	\$7,020,035
Corporation	3,584,478	2,185,587	1,418,882	53,108,182	60,608,913	(7,502,731)
Withholding	18,789,855	14,127,764	2,672,071	129,367,093	112,836,688	16,530,405
Withholding - COLA	0	120	(120)	66,595	9,048	57,547
Interest & penalties	174,749	237,331	(62,582)	2,641,771	2,978,092	(337,320)
Provision for refunds	(5,529,258)	(4,812,148)	(717,110)	(68,854,041)	(59,976,745)	(8,977,296)
<b>Total Income Taxes</b>	<b>18,471,867</b>	<b>13,301,212</b>	<b>5,170,655</b>	<b>178,557,821</b>	<b>169,767,181</b>	<b>6,790,640</b>
<b>Business privilege taxes:</b>						
Gross Receipts Taxes	13,862,721	14,617,107	(754,386)	121,824,914	123,850,460	(2,125,546)
Other Taxes:						
Admissions tax	38	525	(488)	475	1,688	(1,213)
Use tax	242,069	224,552	17,517	2,017,673	2,581,667	(563,994)
<b>Total Business Privilege Taxes</b>	<b>14,104,858</b>	<b>14,842,185</b>	<b>(737,327)</b>	<b>123,843,062</b>	<b>126,533,815</b>	<b>(2,690,753)</b>
<b>Total Licenses, Fees &amp; Permits</b>	<b>124,293</b>	<b>143,147</b>	<b>(18,854)</b>	<b>851,239</b>	<b>865,312</b>	<b>(14,073)</b>
<b>Total Use of Money &amp; Property</b>	<b>83,935</b>	<b>38,290</b>	<b>25,645</b>	<b>262,349</b>	<b>241,160</b>	<b>21,188</b>
<b>Federal Sources:</b>						
Section 30	3,252,344	3,239,114	13,230	26,018,752	25,912,915	105,837
Immigration fees	156,860	18,855	138,005	1,134,175	971,945	162,230
Indirect cost recovery	15,850	37,828	(21,978)	182,465	165,369	17,097
<b>Total Federal Sources</b>	<b>3,425,054</b>	<b>3,286,798</b>	<b>138,257</b>	<b>27,335,392</b>	<b>27,050,229</b>	<b>285,164</b>
<b>Department Charges:</b>						
Agriculture	258	457	(199)	1,411	2,280	(879)
Police & corrections	0	0	0	70	30	40
Public works	1,710	448	1,263	236,313	22,475	213,838
Public health	11,831	14,483	(2,652)	103,929	130,545	(26,616)
Commerce	40,563	12,788	27,786	205,375	164,534	40,841
Other charges	118,844	164,194	(45,350)	501,691	512,828	(11,135)
<b>Total Department Charges</b>	<b>173,236</b>	<b>182,379</b>	<b>(9,143)</b>	<b>1,048,788</b>	<b>832,700</b>	<b>216,088</b>
<b>TOTAL GENERAL FUND REVENUES</b>	<b>\$36,363,243</b>	<b>\$31,813,010</b>	<b>\$4,550,234</b>	<b>\$329,938,652</b>	<b>\$325,290,397</b>	<b>\$4,608,255</b>

**Note:**

Revenues are based on a modified accrual basis. During the year, revenues are recognized on a cash basis, but at year end an accrual is made for actual collections relating to prior years taxes 60 days after 09/30. ( In accordance with GASB 33 - Accounting Financial Reporting for non-exchange transactions ). Estimates are recorded for the provision for 2008 Refunds & Section 30 is prorated for 12 months.

\*General Fund revenues report "DRAFT" pending income Tax & Gross Receipts Tax receipts from various bank for TOG posting ( May 13 - May 31, 2010 ).

**Government Of Guam**  
**Actual Revenues Compared to Original Estimates**  
**General Fund**  
**Eight Months Ended May 31, 2010**

	For the Months			Year-To-Date		
	Estimated	Actual	Favorable (Unfavorable)	Estimated	Actual	Favorable (Unfavorable)
<b>Income taxes:</b>						
Individual	\$2,904,262	\$3,442,043	\$537,781	\$67,638,457	\$60,330,220	(\$7,308,237)
Corporation	3,325,018	3,584,478	259,460	61,447,051	53,108,182	(\$8,340,869)
Withholding	16,265,196	16,799,855	534,659	133,285,330	128,367,083	(\$4,918,247)
Withholding - COLA	0	0	0	0	66,595	66,595
Interest & penalties	237,331	174,749	(62,582)	2,279,092	2,641,771	362,679
Provision for refunds	(5,529,258)	(5,529,258)	0	(68,954,041)	(68,954,041)	0
<b>Total Income Taxes</b>	<b>17,222,551</b>	<b>18,471,867</b>	<b>1,249,316</b>	<b>195,695,889</b>	<b>176,557,821</b>	<b>(19,138,068)</b>
<b>Business privilege taxes:</b>						
Gross Receipts Taxes	16,648,133	13,862,721	(2,785,412)	137,258,172	121,824,914	(15,433,258)
Other Taxes:						
Admissions tax	525	38	(488)	2,113	475	(1,638)
Use tax	355,863	242,088	(113,775)	2,787,899	2,017,673	(770,226)
<b>Total Business Privilege Taxes</b>	<b>17,004,521</b>	<b>14,104,858</b>	<b>(2,899,663)</b>	<b>140,048,184</b>	<b>123,843,062</b>	<b>(16,205,122)</b>
<b>Total Licenses, Fees &amp; Permits</b>	<b>127,556</b>	<b>124,293</b>	<b>(3,263)</b>	<b>835,820</b>	<b>851,239</b>	<b>15,419</b>
<b>Total Use of Money &amp; Property</b>	<b>48,984</b>	<b>63,935</b>	<b>14,971</b>	<b>221,929</b>	<b>262,349</b>	<b>40,420</b>
<b>Federal Sources:</b>						
Section 30	3,213,963	3,252,344	38,381	25,711,828	26,018,752	306,924
Immigration fees	154,380	158,880	4,500	1,424,896	1,134,175	(290,721)
Indirect cost recovery	254,524	15,850	(238,674)	757,837	182,465	(575,372)
<b>Total Federal Sources</b>	<b>3,622,867</b>	<b>3,425,054</b>	<b>(197,813)</b>	<b>27,894,561</b>	<b>27,335,392</b>	<b>(559,169)</b>
<b>Department Charges:</b>						
Agriculture	157	258	101	2,089	1,411	(678)
Police & corrections	10	0	(10)	100	70	(30)
Public works	316	1,710	1,394	23,449	236,313	212,864
Public health	11,783	11,831	48	129,262	103,929	(25,333)
Commerce	11,786	40,593	28,795	182,455	205,375	42,920
Other charges	137,394	119,944	(18,550)	542,777	501,891	(41,086)
<b>Total Department Charges</b>	<b>161,456</b>	<b>173,236</b>	<b>11,778</b>	<b>880,132</b>	<b>1,048,788</b>	<b>168,656</b>
<b>TOTAL GENERAL FUND REVENUES</b>	<b>\$36,167,737</b>	<b>\$36,363,243</b>	<b>(\$1,824,494)</b>	<b>\$365,556,515</b>	<b>\$329,898,652</b>	<b>(\$35,657,863)</b>
	(11,089,257)	18,108,258	0	1,089,056	1,089,056	0
	\$37,078,480	\$35,254,986	(\$1,824,494)	\$356,645,571	\$330,987,708	(\$25,657,863)

Note:

Revenues are based on a modified accrual basis. During the year, revenues are recognized on a cash basis, but at year end an accrual is made for actual collections relating to prior years taxes 60 days after 06/30. ( In accordance with GASB 33 - Accounting Financial Reporting for non-exchange transactions ). Estimates are recorded for the provision for 2008 Refunds & Section 30 is prorated for 12 months.

Appropriations Cap of 96% of General Fund Revenue, 22436, Chapter 22 of the Title 5 GCA. No available revenues to reserve.

General Fund revenues report "DRAFT" pending Income Tax & Gross Receipts Tax receipts from various bank for TOG posting ( May 13 - May 31, 2010 ) Prepared by: Elaine C. Ayuyu

DRAFT

Government Of Guam  
Combined Comparative Statement Of Revenues  
General Fund  
June 30, 2010 & 2009

	June, 2010	For the Months June, 2009	Increase (Decrease)	Fiscal Year 2010	Year-To-Date Fiscal Year 2009	Increase (Decrease)
Income taxes:						
Individual	\$5,577,325	\$4,086,498	\$1,490,827	\$65,909,550	\$57,396,684	\$8,512,866
Corporation	15,319,682	12,874,473	2,445,208	68,425,864	73,483,386	(5,057,522)
Withholding	14,211,598	11,826,541	2,385,057	122,595,597	119,263,229	3,332,368
Withholding - COLA	13,617	8,903,731	(8,890,114)	80,212	8,912,779	(8,832,567)
Interest & penalties	578,920	1,232,281	(653,361)	3,220,692	4,211,373	(990,681)
Provision for refunds	(9,962,946)	(8,664,647)	(1,298,299)	(78,916,987)	(68,641,392)	(10,275,595)
Total Income Taxes	25,738,196	30,258,878	(4,520,681)	181,314,927	194,626,059	(13,311,132)
Business privilege taxes:						
Gross Receipts Taxes	15,553,981	16,217,611	(663,630)	137,638,655	140,168,072	(2,529,417)
Other Taxes:						
Admissions tax	14,450	68,500	(54,050)	14,925	70,188	(55,263)
Use tax	322,754	217,803	104,951	2,340,428	2,799,470	(459,043)
Total Business Privilege Taxes	15,891,186	16,503,914	(612,729)	139,994,007	143,037,730	(3,043,722)
Total Licenses, Fees & Permits	2,725,211	2,630,957	94,254	3,577,349	3,496,269	81,080
Total Use of Money & Property	5,810	64,632	(58,822)	268,159	305,792	(37,633)
Federal Sources:						
Section 30	3,252,344	3,239,114	13,230	29,271,096	29,152,029	119,067
Immigration fees	133,200	247,535	(114,335)	1,267,375	1,219,480	47,895
Indirect cost recovery	0	33,252	(33,252)	182,465	198,621	(16,155)
Total Federal Sources	3,385,544	3,519,901	(134,357)	30,720,936	30,570,130	150,806
Department Charges:						
Agriculture	174	274	(100)	1,585	2,564	(979)
Police & corrections	5	0	5	75	30	45
Public works	3,315	10,348	(7,033)	239,628	32,823	206,805
Public health	12,895	14,831	(1,936)	116,824	145,376	(28,552)
Commerce	10,686	32,717	(22,031)	216,061	197,251	18,810
Other charges	165,936	103,137	62,799	664,086	615,962	48,123
Total Department Charges	193,011	161,307	31,704	1,238,259	994,007	244,252
<b>TOTAL GENERAL FUND REVENUES</b>	<b>\$47,938,957</b>	<b>\$53,139,589</b>	<b>(\$5,200,631)</b>	<b>\$357,113,636</b>	<b>\$373,029,986</b>	<b>(\$15,916,349)</b>

Note:

<sup>1</sup>Revenues are based on a modified accrual basis. During the year, revenues are recognized on a cash basis, but at year end an accrual is made for actual collections relating to prior years taxes 60 days after 09/30. ( In accordance with GASB 33 - Accounting Financial Reporting for non-exchange transactions ). Estimates are recorded for the provision for 2008 Refunds & Section 30 is prorated for 12 months.

DRAFT

Government Of Guam  
 Actual Revenues Compared to Original Estimates  
 General Fund  
 Nine Months Ended June 30, 2010

	For the Months			Year-To-Date		
	Estimated	Actual	Favorable (Unfavorable)	Estimated	Actual	Favorable (Unfavorable)
<b>Income taxes:</b>						
Individual	\$5,848,968	\$5,577,325	(\$271,643)	\$73,487,425	\$65,909,550	(\$7,577,875)
Corporation	15,306,447	15,319,682	13,235	76,753,498	68,425,864	(8,327,634)
Withholding	17,030,314	14,211,598	(2,818,716)	150,315,644	122,595,597	(27,720,047)
Withholding - COLA	0	13,617	13,617	0	80,212	80,212
Interest & penalties	232,281	578,920	346,639	2,511,373	3,220,692	709,319
Provision for refunds	(9,962,946)	(9,962,946)	0	(78,916,987)	(78,916,987)	0
<b>Total Income Taxes</b>	<b>28,455,064</b>	<b>25,738,196</b>	<b>(2,716,868)</b>	<b>224,150,953</b>	<b>181,314,927</b>	<b>(42,836,026)</b>
<b>Business privilege taxes:</b>						
Gross Receipts Taxes	18,257,910	15,553,981	(2,703,929)	155,516,082	137,638,655	(17,877,427)
<b>Other Taxes:</b>						
Admissions tax	500	14,450	13,950	2,613	14,925	12,312
Use tax	306,946	322,754	15,808	3,094,845	2,340,428	(754,417)
<b>Total Business Privilege Taxes</b>	<b>18,565,356</b>	<b>15,891,186</b>	<b>(2,674,170)</b>	<b>158,613,540</b>	<b>139,994,007</b>	<b>(18,619,533)</b>
<b>Total Licenses, Fees &amp; Permits</b>	<b>2,865,575</b>	<b>2,725,211</b>	<b>(140,364)</b>	<b>3,701,395</b>	<b>3,577,349</b>	<b>(124,046)</b>
<b>Total Use of Money &amp; Property</b>	<b>57,403</b>	<b>5,810</b>	<b>(51,593)</b>	<b>279,332</b>	<b>268,159</b>	<b>(11,173)</b>
<b>Federal Sources:</b>						
Section 30	3,213,983	3,252,344	38,361	28,925,811	29,271,096	345,285
Immigration fees	184,981	133,200	(51,781)	1,609,877	1,267,375	(342,502)
Indirect cost recovery	499,249	0	(499,249)	1,257,086	182,465	(1,074,621)
<b>Total Federal Sources</b>	<b>3,898,213</b>	<b>3,385,544</b>	<b>(512,669)</b>	<b>31,792,774</b>	<b>30,720,936</b>	<b>(1,071,838)</b>
<b>Department Charges:</b>						
Agriculture	474	174	(300)	2,563	1,585	(978)
Police & corrections	10	5	(5)	110	75	(35)
Public works	11,875	3,315	(8,560)	35,324	239,628	204,304
Public health	16,831	12,895	(3,936)	146,093	116,824	(29,269)
Commerce	34,717	10,686	(24,031)	197,172	216,061	18,889
Other charges	147,339	165,936	18,597	690,116	664,086	(26,030)
<b>Total Department Charges</b>	<b>211,246</b>	<b>193,011</b>	<b>(18,235)</b>	<b>1,071,378</b>	<b>1,238,259</b>	<b>166,881</b>
<b>TOTAL GENERAL FUND REVENUES</b>	<b>\$54,052,857</b>	<b>\$47,938,957</b>	<b>(\$6,113,900)</b>	<b>\$419,609,372</b>	<b>\$357,113,636</b>	<b>(\$62,495,736)</b>
<sup>2</sup> 2% General Fund Reserve	(1,108,257)	(1,108,257)	0	(9,974,313)	(8,866,056)	1,108,257
<sup>2</sup> Appropriation	\$52,944,600	\$46,830,700	(\$6,113,900)	\$409,635,059	\$348,247,580	(\$61,387,479)

Note:

<sup>1</sup>Revenues are based on a modified accrual basis. During the year, revenues are recognized on a cash basis, but at year end an accrual is made for actual collections relating to prior years taxes 60 days after 09/30. ( In accordance with GASB 33 - Accounting Financial Reporting for non-exchange transactions ). Estimates are recorded for the provision for 2008 Refunds & Section 30 is prorated for 12 months.

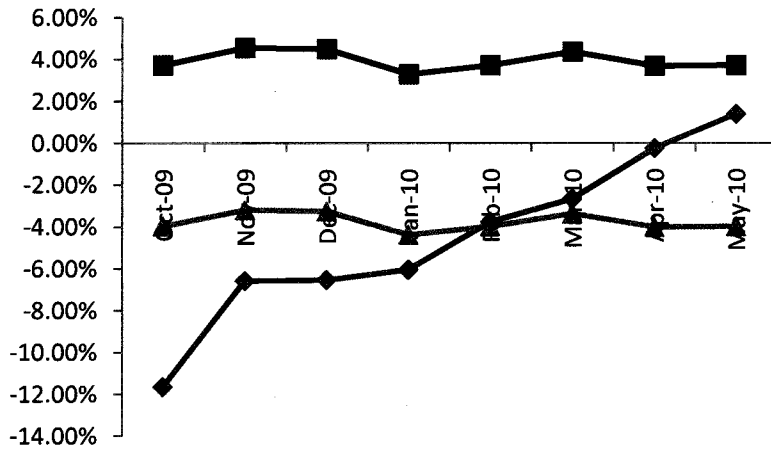
<sup>2</sup>Appropriations Cap of 98% of General Fund Revenue, 22436, Chapter 22 of the Title 5 GCA. No available revenues to reserve.

Prepare By: Elaine C. Ayuyu

## FY 2010 GENERAL FUND REVENUE STATUS

	FY 2010 YTD Actuals vs FY 2009 YTD	FY 2010 Tracking vs FY 2009	FY 2010 Tracking vs Estimate
Oct-09	-11.64%	3.72%	-3.95%
Nov-09	-6.57%	4.55%	-3.18%
Dec-09	-6.52%	4.49%	-3.24%
Jan-10	-6.03%	3.29%	-4.35%
Feb-10	-3.74%	3.72%	-3.95%
Mar-10	-2.64%	4.37%	-3.35%
Apr-10	-0.22%	3.69%	-3.98%
May-10	1.42%	3.72%	-3.95%
<b>AVERAGE</b>		<b>3.48%</b>	<b>-3.25%</b>

### FISCAL YEAR 2010 GENERAL FUND REVENUE TRACKING



◆ FY 2010 YTD Actuals vs FY 2009 YTD

■ FY 2010 Tracking vs FY 2009

▲ FY 2010 Tracking vs Estimate

	A	B	C	D	E	F	G
1	Government of Guam						
2	FY 2010 General Fund Revenues						
3	Comparison (OFB vs BBMR)						
4		BBMR	BBMR	BBMR	OFB		
5	REVENUE CATEGORY	Baseline	PEV	GRAND TOTAL	Bill 58	OFB vs BBMR	% Diff.
6	<b>Income Taxes</b>						
7	Individual	72,706,643	5,925,137	78,631,780	85,574,693	6,942,913	8.83%
8	Corporation	103,079,374	8,558,531	111,637,905	103,059,690	(8,578,215)	-7.68%
9	Wholding, Interest & Penalties	193,412,122	11,981,924	205,394,045	205,705,323	311,278	0.15%
10	Provisions for Refunds	(101,862,000)	0	(101,862,000)	(101,860,000)	2,000	0.00%
11	<b>Total Income Taxes</b>	<b>267,336,138</b>	<b>26,465,592</b>	<b>293,801,730</b>	<b>292,479,706</b>	<b>(1,322,024)</b>	<b>-0.45%</b>
12							
13	<b>Business Privilege Taxes</b>						
14	Gross Receipt Taxes	196,834,912	19,227,810	216,062,721	207,429,867	(8,632,854)	-4.00%
15	Other Taxes	3,786,221		3,786,221	3,925,264	139,043	3.67%
16	<b>Total Bus Priv Taxes</b>	<b>200,621,133</b>	<b>19,227,810</b>	<b>219,848,943</b>	<b>211,355,131</b>	<b>(8,493,812)</b>	<b>-3.86%</b>
17							
18	<b>TOTAL TAXES</b>	<b>467,957,271</b>	<b>45,693,401</b>	<b>513,650,673</b>	<b>503,834,837</b>	<b>(9,815,836)</b>	<b>-1.91%</b>
19							
20	Total Licenses, Fees, & Permits	4,937,169		4,937,169	4,942,859	5,690	0.12%
21							
22	Total Use of Money & Property	1,060,058		1,060,058	599,890	(460,168)	-43.41%
23							
24	Total Federal Sources	41,781,097		41,781,097	42,479,346	698,249	1.67%
25							
26	Total Department Charges	1,614,692		1,614,692	1,660,791	46,099	2.85%
27							
28	<b>TOTAL GENERAL FUND</b>	<b>517,350,288</b>	<b>45,693,401</b>	<b>563,043,689</b>	<b>553,517,723</b>	<b>(9,525,966)</b>	<b>-1.69%</b>
29							
30	Gross GF Revenues (Includes Provisions for Refunds)			664,905,689	655,377,723	(9,527,966)	-1.43%
31							
32	<b>Set-Asides</b>						
33	2% Reserve (Chapt 22, Title 5 GCA)			(13,298,114)	(13,299,085)	(971)	0.01%
34							
35	<b>AVAILABLE FOR APPROPRIATION</b>			<b>549,745,576</b>	<b>540,218,638</b>	<b>(9,526,938)</b>	<b>-1.73%</b>



**FY 2009 AUDIT - Detail Breakdown of \$92.9M Net Deficiency**

	A	B	C	D	E	F
1		<b>Breakdown</b>	<b>Page in</b>	<b>Page in</b>		
2		<b>In Millions</b>	<b>FY09 Audited</b>	<b>FY09 Audited</b>		
3			<b>Fin Statement</b>	<b>Fin Highlights</b>		
4	General Fund Revenues	\$ 483.1	21	1		
5	General Fund Expenditures	\$ (524.5)	21	1		
6	Revenues over Expenditures	\$ (41.4)	21	1		
7						
8	Tranfers in	\$ 42.1	21	1		
9	Tranfers Out	\$ (112.0)	21	1		
10	Net Transfers	\$ (69.9)	21	1		
11						
12	Net Deficiency	\$ (111.3)	21	1		
13	Expenses paid by Deficit Bond Proceeds	\$ 18.4	21	1		
14	<b>ADJUSTED NET DEFICIENCY</b>	<b>\$ (92.9)</b>	<b>21</b>	<b>1</b>		
15						
17						
18	<b>ITEM OF ADJUSTMENT / EXPENDITURE</b>	<b>RECURRING</b>	<b>NON-RECURRING</b>	<b>TOTAL</b>	<b>DESCRIPTION / EXPLANATION</b>	<b>CORRECTIVE MEASURES</b>
19	<b>REVENUE ADJUSTMENTS</b>					
20	Adjustment increasing provision for tax refunds		\$ 8.2	\$ 8.2	Independent Auditor's Adjustment increasing provisions for tax refunds due to under-provisioning of tax liability in FY09.	Ongoing efforts to ensure future provisions for refunds are more accurately projected.
21	Adjustment reducing Income Tax Withholding		\$ 16.2	\$ 16.2	Independent Auditor's Adjustment affecting Making Work Pay Credit payments made to Guam in FY09 thus reducing Income Tax Withholding revenues due to reclassification as a liability. Make Work Pay Credits claimed for the 2009 tax year will be recognized as revenues in future periods as taxpayers make such claims, thereby reducing the tax refund liability in those future periods. The Department of Administration will be working with the Department of Revenue and Taxation to determine these amounts.	Not Applicable; one-time audit adjustment
22	Reclassification Journal Entry reducing Corporate Tax		\$ 1.3	\$ 1.3	Independent Auditor's Adjustment relating to the reclassification of payments to whistleblowers that were charged to non-appropriated expenditures. These charges were recorded as a reduction to the respective tax revenues that were collected as a result of whistleblower activity.	Not Applicable; one-time audit adjustment
23	<b>SUBTOTAL REVENUE ADJUSTMENTS</b>	<b>\$ -</b>	<b>\$ 25.7</b>	<b>\$ 25.7</b>		
24	<b>EXPENDITURES</b>					
25	U.S. Department of Justice		\$ 9.6	\$ 9.6	Records as a liability arrearage for maintenance of prisoners in off-island Federal facilities.	Installment payments on arrearage are being made and also being kept current in 2010. Future annual requirements for arrearage and current needs are factored in annual budget commencing with FY 2011.
26	Interest of COLA Payments		\$ 17.9	\$ 17.9	Records as a liability interest owed on COLA principal paid by GO (Deficit) bond proceeds, pursuant to a ruling made by Attorney General that it was owed subsequent to the bond issuance.	Not Applicable; one-time liability item recorded.
27	Health and Human Services Fund		\$ 8.6	\$ 8.6	During the year ended September 30, 2009, GovGuam made a one-time (unbudgeted) transfer of unexpended Tobacco settlement bond proceeds to the Health and Human Services Fund (see page 66 of FY 2009 Audit). Also see Appendix I which discusses need to strengthened controls to ensure general ledger balances are timely reconciled with detailed sub-ledgers.	Ongoing efforts to ensure timely reconciliation of general ledgers against sub-ledgers.
28	DOC Inmates Revolving Fund		\$ 0.5	\$ 0.5	Expenditures under DOC Inmates Revolving Fund exceeded revenues in which General Fund covered for the difference (GASB 34 was applied).	Ensure sufficient internal controls to prevent payments against any Special Fund if revenues are insufficient to cover such expense.
29	Customs and Quarantine	\$ 2.3		\$ 2.3	Expenditures under Customs and Quarantine Fund exceeded revenues due to building rent per audit in which General Fund covered for the difference (GASB 34 was applied).	Ensure sufficient internal controls to prevent payments against any Special Fund if revenues are insufficient to cover such expense.
30	Retiree Healthcare Premiums	\$ 1.7		\$ 1.7	Expenditures exceeded budget amts due to recent changes in retirees coverage and unpredictable retiree roll.	Attempt to adequately fund in future budgets.
31	Interest on Tax Refunds	\$ 8.0	\$ 8.2	\$ 16.2	This item of recurring charges increased by \$8.2 million in FY09 due to accelerated tax refunds payments made possible by the GO (Deficit) bond proceeds released in June 2009.	Include all future recurring interest expenses in the "provisions for refunds" item of the annual budget.
32	Credit Card charges and bank fees	\$ 4.0	\$ 1.8	\$ 5.8	Charges for credit card payments of tax liabilities & POS increased by \$1.8 million in FY09.	Include expenses in future budgets, charge users, or place cap on amount of tax liability for which credit card pmnts can be accepted.
33	Interest only Payments to the Retirement Fund	\$ 4.6		\$ 4.6	Payment for interest owed on principal on behalf of GMH & GDOE (P.L. 28-38, as amended by P.L. 29-19)	GO Bond proceeds paid down \$21M of principal owed or \$10.5M for GMH & GDOE, respectively, leaving a balance of \$12M. Repeal P.L. 28-38, as amended by P.L. 29-19, to stop this recurring item of expense.
34	<b>SUBTOTAL EXPENDITURES</b>	<b>\$ 20.6</b>	<b>\$ 46.6</b>	<b>\$ 67.2</b>		
35	<b>% of Expenditures</b>	<b>31%</b>	<b>69%</b>			
36	<b>GRAND TOTAL (Net Deficiency)</b>	<b>\$ 20.6</b>	<b>\$ 72.3</b>	<b>\$ 92.9</b>		
37	<b>% of Total Net Deficiency</b>	<b>22%</b>	<b>78%</b>			
38						
39	<b>SUMMARY CONCLUSION:</b>	If you take \$46.6M unbudgeted one-time expenditures from the total expenditure of \$524.5M this leaves \$477.9M adjusted expenses or \$5.2M within budget EVEN with the auditors' revenue adjustments (\$483.1M - \$477.9 = \$5.2M) and ALL unbudgeted recurring items were covered. This proves that expenditures (allotment) controls prevented more damaging results in a highly unusual year of audit adjustments and unbudgeted expenses.				
40						
41						
42						

**GENERAL FUND APPROPRIATIONS**

			<b>3% RESERVE</b>	<b>3% RESERVE</b>
			<b>BBMR Controlled</b>	<b>DOA Controlled</b>
<b>Department</b>	<b>Chapter</b>	<b>Purpose</b>	<b>3% of Ops Only</b>	
			<b>Except DOE, GCC, UOG</b>	
Administration	V; Sec 1(f)(5)	Government Claims Fund	3,000	
Administration	V; Sec 1(f)(6)	GovGuam Single Audit	10,610	
Administration	V; Sec 1(f)(3)	Support of Child in Custody	20,525	
Administration	V; Sec 1(f)(4)	Residential Treatment Fund	36,000	
Administration	V; Sec 1(f)(1)(2)	Operational	36,378	
Administration	XI; Sec 6	COLA	0	
Administration	XI; Sec 2(a)	Supplemental Annuity Benefits	0	
Agana Heights Mayor	VIII; Sec 9	Repair Rolling Door - Gymnasium	0	240
Agriculture	V; Sec 1(p)(3)	Animal Shelter	3,000	
Agriculture	V; Sec 1(p)(1)(2)	Operational	633	
Ancestral Land Commission	V; Sec 1(c)(1)(2)	Operational	1,531	
BBMR	V; Sec 1(d)(1)(2)	Operational	1,062	
Bu of Stats & Plans	V; Sec 1(j)(1)(2)	Operational	150	
Chamorro Affairs	V; Sec 1(z)(1)(2)	Operational	12,358	
Chief Medical Examiner	V; Sec 1(w)(1)(2)	Operational	1,873	
Civil Service Commission	V; Sec 1(e)(1)(2)	Operational	3,626	
Comm Educator Certification	II; Pt III; Sec 1	Operational	751	
Comm on Decolonization	V; Sec 1(b)(1)(2)	Operational	750	
Corrections	V; Sec 1(o)(3)	2nd Installment-Law Enfmnt Comp(10%)	0	
Corrections	V; Sec 1(o)(1)(2)	Operational	78,031	
DISID	III; Pt IV; Sec 1	Operational	23,828	
Education	II; Pt I; Sec 10	Contractual Services	185	
Education	II; Pt I; Sec 9	Principals Mentorship Program	3,000	
Education	II; Pt I; Sec 4	Textbooks & Collateral Materials	60,000	
Education	II; Pt I; Sec 1	Operational	5,249,595	
GCAHA	V; Sec 1(bb)(1)(2)	Operational	1,823	
GCC	II; Pt V; Sec 1(b)	LPN Vocational Guidance Program	19,326	
GCC	II; Pt V; Sec 1(a)	Operational	398,355	
GMHA	III; Pt I; Sec 1	Operational (Pharmaceutical Fund)	385,197	
Guam Election Commission	V; Sec 1(h)(1)(2)	Operational	15,239	
Guam Fire	V; Sec 1(cc)(3)	2nd Installment-Law Enfmnt Comp(10%)	0	
Guam Fire	V; Sec 1(cc)(1)(2)	Operational	23,233	
Guam Police	V; Sec 1(n)(3)	2nd Installment-Law Enfmnt Comp(10%)	0	
Guam Police	V; Sec 1(n)(1)(2)	Operational	42,642	
Guam Public Library	V; Sec 1(q)(1)(2)	Operational	6,007	
Guam Visitors Bureau	X; Sec 8	Traditions About Seafaring Islands	3,000	
Labor/AHRD	V; Sec 1(t)(3)	Workers Compensation Fund	23,958	
Labor/AHRD	V; Sec 1(t)(1)(2)	Operational	12,956	
Legislature	VI; Sec 1	Operational	0	218,550
Mayors Council	VIII; Sec 8	Streetlights	0	3,000
Mayors Council	VIII; Sec 6	Public Safety/Social Ed Programs	0	13,421
Mayors Council	VIII; Sec 5	Island-Wide Village Beautification	0	14,128
Mayors Council	VIII; Sec 7	Community Dev Fund-School Grounds	0	14,419
Mayors Council	VIII; Sec 4	Street Maint & Beautification	0	31,081
Mayors Council	VIII; Sec 1	Operational	0	225,298
MHSA	III; Pt III; Sec 4	Detoxification & Rehabilitation	26,496	
MHSA	III; Pt III; Sec 1 & 2	Operational	153,261	
Military Affairs	V; Sec 1(aa)(1)(2)	Operational	1,163	
OFB	VI; Sec 2	Operational	0	12,857
Off of the Educ Suruhanu	II; Pt II; Sec 1	Operational	1,331	
Office of Attorney General	VII; Sec 1, 2 & 3	Operational	0	66,513
Office of Public Accountability	IX; Pt I; Sec 1	Operational	0	8,220
Office of the Governor	V; Sec 1(a)(1)(2)	Operational	29,797	
Parks & Recreation	V; Sec 1(u)(1)(2)	Operational	3,704	
PBS Guam (KGTF)	V; Sec 1(ee)(1)(2)	Operational	1,638	
PHSS	III; Pt II; Sec 5	MIP	474,687	
PHSS	III; Pt II; Secs 1, 2 & 3	Operational	809,242	
Public Defender Svc Corp	IV; Pt II; Sec 1	Operational	0	9,762
Public Works	V; Sec 1(k)(1)(2)	Operational	36,921	
Regional Transit Authority	V; Sec 1(g)(1)(2)	Operational	15,000	
Retirement Fund	XI; Sec 2(i)	Gov/LtGov Pensions	0	
Retirement Fund	XI; Sec 2(j)	Judges/Justices Annuities	0	
Retirement Fund	XI; Sec 2(h)	Retirees Medicare Premiums	0	
Retirement Fund	XI; Sec 2(f)	Retirees Medical/Dental/Life Premiums	0	
Revenue and Taxation	V; Sec 1(i)(3)	Increase Personnel Pay/Benefits	0	
Revenue and Taxation	V; Sec 1(i)(4)	Recruitment Critical Personnel	0	
Revenue and Taxation	V; Sec 1(i)(1)(2)	Operational	47,159	
Unified Judiciary	IV; Pt I; Sec 4	Adult & Juvenile Courts	0	19,697
Unified Judiciary	IV; Pt I; Sec 2	Northern Satellite Court	0	22,448
Unified Judiciary	IV; Pt I; Sec 3	Court Appointed Attorney Fees	0	24,000
Unified Judiciary	IV; Pt I; Sec 1	Operational	0	648,554
UOG	II; Pt IV; Sec 3	Aquaculture Dev & Trng Center	3,955	
UOG	II; Pt IV; Sec 6	Northern/Southern Water Conservation	4,732	
UOG	II; Pt IV; Sec 5	WERI - Water Resource Monitoring	4,915	
UOG	II; Pt IV; Sec 4	WERI - Guam Hydrologic Survey	5,769	
UOG	II; Pt IV; Sec 1(b)	Growth Initiatives	36,000	
UOG	II; Pt IV; Sec 2(b)	Dr Yamashita Educator Corps	37,144	
UOG	II; Pt IV; Sec 2(a)	Student Scholarships/Finan Asst	76,520	
UOG	II; Pt IV; Sec 1(a)&(c)	Operational	831,905	
UOG	II; Pt IV; Sec 7	KPRG Radio Station	2,825	
Utility Cost Account	XI; Sec 1(a) & (b)	Installation/Oper Public Streetlights	0	32,528
Veterans Affairs	V; Sec 1(x)(1)(2)	Operational	2,299	
Youth Affairs	V; Sec 1(r)(3)	Youth Program-Runaway Homeless	11,150	
Youth Affairs	V; Sec 1(r)(1)(2)	Operational	9,042	
	<b>GRAND TOTAL</b>			

GRAND TOTAL RESERVES

DEPARTMENT OF REVENUE AND TAXATION

REFUND RETURNS PROCESSED AND ESTIMATED FOR TAX YEARS 2009 AND PRIOR YEARS  
AS OF JUNE 3, 2010

INDIVIDUAL RETURNS (1040, 1040A, 1040EZ, 1040X)

	<u>Count</u>	<u>Refund</u>	<u>Interest</u>	<u>Total Refund &amp; Interest</u>
<u>2009</u>				
Refund Returns Processed	2,342	7,867,844.39	0.00	7,867,844.39
<u>Estimated Unprocessed &amp; Unfiled Refund Returns</u>	<u>41,605</u>	<u>77,538,091.31</u>	<u>417,465.63</u>	<u>77,955,556.94</u>
Total 2009 Processed & Estimated Returns	43,947	85,405,935.70	417,465.63	85,823,401.33
<u>2008</u>				
Refund Returns Processed	23,031	33,917,939.54	1,511,644.47	35,429,584.01
<u>Estimated Unprocessed &amp; Unfiled Refund Returns</u>	<u>3,239</u>	<u>6,982,525.89</u>	<u>324,074.29</u>	<u>7,306,600.18</u>
Total 2008 Processed & Estimated Returns	26,270	40,900,465.43	1,835,718.76	42,736,184.19
<u>2007</u>				
Refund Returns Processed	10,173	12,227,836.36	1,138,124.38	13,365,960.74
<u>Estimated Unprocessed &amp; Unfiled Refund Returns</u>	<u>561</u>	<u>1,077,480.34</u>	<u>112,789.69</u>	<u>1,190,270.03</u>
Total 2007 Processed & Estimated Returns	10,734	13,305,316.70	1,250,914.07	14,556,230.77
<u>2006</u>				
Refund Returns Processed	343	646,751.70	81,167.16	727,918.86
<u>Estimated Unprocessed &amp; Unfiled Refund Returns</u>	<u>267</u>	<u>505,957.49</u>	<u>97,505.23</u>	<u>603,462.72</u>
Total 2006 Processed & Estimated Returns	610	1,152,709.19	178,672.39	1,331,381.58
<u>2005 and Prior Years</u>				
2005 and Prior Years Refund Returns Processed	301	1,086,663.07	471,407.38	1,558,070.45
Total 2005 Prior Years Processed Returns	301	1,086,663.07	471,407.38	1,558,070.45
Total Individual Processed & Estimated Refunds & Interest	81,862	141,851,090	4,154,178	146,005,268

NON-RESIDENT ALIENS (1040NR)

	<u>Count</u>	<u>Refund</u>	<u>Interest</u>	<u>Total Refund &amp; Interest</u>
Total 2008 & Prior Years Refund Returns Processed	91	143,106.23	9,096.87	152,203.10

ESTATE & TRUST RETURNS (1041)

	<u>Count</u>	<u>Refund</u>	<u>Interest</u>	<u>Total Refund &amp; Interest</u>
Total 2008 & Prior Years Refund Returns Processed	0	0.00	0.00	0.00

CORPORATE RETURNS (1120 SERIES)

	<u>Count</u>	<u>Refund</u>	<u>Interest</u>	<u>Total Refund &amp; Interest</u>
<u>2009</u>				
Refund Returns Processed	0	0.00	0.00	0.00
<u>Estimated Unprocessed Refund Returns</u>	<u>104</u>	<u>4,238,172.75</u>	<u>13,956.06</u>	<u>4,252,128.81</u>
Total 2009 Processed & Estimated Returns	104	4,238,172.75	13,956.06	4,252,128.81
<u>2008</u>				
Refund Returns Processed	3	55,920.00	1,530.72	57,450.72
<u>Estimated Unprocessed Refund Returns</u>	<u>100</u>	<u>4,024,912.75</u>	<u>75,796.66</u>	<u>4,100,709.41</u>
Total 2008 Processed & Estimated Returns	103	4,080,832.75	77,327.38	4,158,160.13
<u>2007</u>				
Refund Returns Processed	7	354,313.57	14,685.77	368,999.34
<u>Estimated Unprocessed Refund Returns</u>	<u>93</u>	<u>3,822,645.18</u>	<u>193,450.75</u>	<u>4,016,095.93</u>
Total 2007 Processed & Estimated Returns	100	4,176,958.75	208,136.52	4,385,095.27
<u>2006</u>				
Refund Returns Processed	1	6,000.00	733.69	6,733.69
<u>Estimated Unprocessed Refund Returns</u>	<u>54</u>	<u>1,883,789.75</u>	<u>203,760.93</u>	<u>2,087,550.68</u>
Total 2006 Processed & Estimated Returns	55	1,889,789.75	204,494.62	2,094,284.37
<u>2005</u>				
Refund Returns Processed	11	609,402.87	51,819.07	661,221.94
<u>Estimated Unprocessed Refund Returns</u>	<u>0</u>	<u>0.00</u>	<u>0.00</u>	<u>0.00</u>
Total 2005 Processed & Estimated Returns	11	609,402.87	51,819.07	661,221.94
<u>1331</u>				
Refund Returns Processed	9	807,276.34	624,910.61	1,432,186.95
Total 1331's Processed	9	807,276.34	624,910.61	1,432,186.95
Total Corporate Processed & Estimated Refunds & Interest	382	15,802,433	1,180,644	16,983,077
TOTAL INDIVIDUAL & CORPORATE PROCESSED & ESTIMATED	82,335	157,796,629.54	5,343,919.36	163,140,548.90

**DEPARTMENT OF REVENUE AND TAXATION**

**Refund Returns Processed for Tax Year 2009 and Prior Years  
As of June 3, 2010**

<u>Individual Returns (1040, 1040A, 1040EZ, 1040X)</u>	<u>Count</u>	<u>Refund Amount</u>	<u>Interest</u>	<u>Total Refund &amp; Interest</u>	<u>Total Proc &amp; Est</u>
2009 Refund Returns Processed	2,342	7,867,844	\$0.00	\$7,867,844.39	
2008 Refund Returns Processed	23,031	\$33,917,939.54	\$1,511,644.47	\$35,429,584.01	
2007 Refund Returns Processed	10,173	\$12,227,836.36	\$1,138,124.38	\$13,365,960.74	
2006 Refund Returns Processed	343	\$646,751.70	\$81,167.16	\$727,918.86	
2005 and Prior Years Refund Returns Processed	301	\$1,086,663.07	\$471,407.38	\$1,558,070.45	
<b>Total 2008 &amp; Prior Years Individual Refunds Processed</b>	<b>33,848</b>	<b>\$55,747,035.06</b>	<b>\$3,202,343.39</b>	<b>\$58,949,378.45</b>	<b>\$58,949,378.45</b>
<b><u>Non-Resident Aliens (1040NR)</u></b>					
2008 & Prior Years Refund Returns Processed	91	\$143,106.23	\$9,096.87	\$152,203.10	\$152,203.10
<b><u>Estate &amp; Trust Returns (1041)</u></b>					
2008 & Prior Years Refund Returns Processed	0	\$0.00	\$0.00	\$0.00	\$0.00
<b><u>Corporate Returns (1120 Series)</u></b>					
2009 Refund Returns Processed	0	\$0.00	\$0.00	\$0.00	
2008 Refund Returns Processed	3	\$55,920.00	\$1,530.72	\$57,450.72	
2007 Refund Returns Processed	7	\$354,313.57	\$14,685.77	\$368,999.34	
2006 Refund Returns Processed	1	\$6,000.00	\$733.69	\$6,733.69	
2005 & Prior Years Refund Returns Processed	11	\$609,402.87	\$51,819.07	\$661,221.94	
1331 Refund Returns Processed	9	\$80,210.34	\$624,910.61	\$705,120.95	
<b>Total 2008, Prior Years &amp; 1331 Corporate Returns Processed</b>	<b>31</b>	<b>\$1,832,912.78</b>	<b>\$693,679.86</b>	<b>\$2,526,592.64</b>	<b>\$2,526,592.64</b>
<b>Total 2009 &amp; Prior Individual &amp; 2009 &amp; Prior Corp Ref Processed</b>	<b>33,970</b>	<b>\$57,723,054.07</b>	<b>\$3,905,120.12</b>	<b>\$61,628,174.19</b>	<b>\$61,628,174.19</b>

**Refund Returns Estimated for Tax Year 2009 and Prior Years  
As of June 3, 2010**

<u>Individual Returns (1040, 1040A, 1040EZ, 1040X)</u>	<u>Count</u>	<u>Refund Amount</u>	<u>Interest</u>	<u>Total Refund &amp; Interest</u>	<u>Total Proc &amp; Est</u>
2009 Estimated Unprocessed & Unfiled Refund Returns	41,605	\$77,538,091.31	\$417,465.63	\$77,955,556.94	
2008 Estimated Unprocessed & Unfiled Refund Returns	3,239	\$6,982,525.89	\$324,074.29	\$7,306,600.18	
2007 Estimated Unprocessed & Unfiled Refund Returns	561	\$1,077,480.34	\$112,789.69	\$1,190,270.03	
2006 Estimated Unprocessed & Unfiled Refund Returns	267	\$505,957.49	\$97,505.23	\$603,462.72	
<b>Total 2008 &amp; Prior Years Individual Refunds Estimated</b>	<b>4,067</b>	<b>\$86,104,055.04</b>	<b>\$951,834.84</b>	<b>\$87,055,889.88</b>	
<b><u>Corporate Returns (1120 Series)</u></b>					
2009 Estimated Unprocessed Refund Returns	104	\$4,238,172.75	\$13,956.06	\$4,252,128.81	
2008 Estimated Unprocessed Refund Returns	100	\$4,024,912.75	\$75,796.66	\$4,100,709.41	
2007 Estimated Unprocessed Refund Returns	93	\$3,822,645.18	\$193,450.75	\$4,016,095.93	
2006 Estimated Unprocessed Refund Returns	54	\$1,883,789.75	\$203,760.93	\$2,087,550.68	
<b>Total 2008 &amp; Prior Years Corporate Refunds Estimated</b>	<b>247</b>	<b>\$9,731,347.68</b>	<b>\$486,964.40</b>	<b>\$10,218,312.08</b>	
<b>Total 2008 &amp; Prior Individual &amp; 2008 &amp; Prior Corp Ref Estimated</b>	<b>4,418</b>	<b>\$100,073,575.47</b>	<b>\$1,438,799.24</b>	<b>\$101,512,374.71</b>	<b>\$101,512,374.71</b>
<b>Total Refund Returns Processed &amp; Estimated</b>	<b>38,388</b>	<b>\$157,796,629.54</b>	<b>\$5,343,919.36</b>	<b>\$163,140,548.90</b>	<b>\$163,140,548.90</b>

\* As of September 30, 2005

EARNED INCOME CREDIT  
**SUMMARY OF OUTSTANDING CLAIMS TO BE PAID**  
AS OF 6/25/10

Tax Year	1998	1995 to 2000	2001	2002	2003	2004
Total Court Ordered Payment	15,000,000.00	15,000,000.00	7,226,962.00	8,806,081.00	9,584,141.00	15,871,968.00
Total payments to date	15,010,450.44	15,891,638.49	7,223,022.00	8,806,097.00	9,594,218.00	8,750,882.00
Balance to be paid	-	-	-	-	-	7,121,086.00
		(891,638.49)	3,940.00	(16.00)	(10,077.00)	
Total of Court Ordered Claims		<b>71,489,152.00</b>				
Total Disbursements as of 6/25/10		<b>65,276,307.93</b>				
<b>Total of Outstanding claims to be paid</b>		<b>7,121,086.00</b>				

EIC Court Settlement Payments  
**Summary by EIC Year**  
As of June 24, 2010

Tax Year	Amount Paid Per Year
1998	15,010,450.44
1995	2,507,480.99
1996	3,061,756.92
1999	5,040,709.49
2000	5,281,691.09
2001	7,223,022.00
2002	8,806,097.00
2003	9,594,218.00
2004	8,750,882.00
Total paid to Date	<u><u>65,276,307.93</u></u>

**Estimated Tax Refunds as of June 3, 2010**

Individual Tax Returns	2009		2008		2007		2006		2005 & Prior Years		TOTAL YEARS	
	Amount	# Of Returns	Amount	# Of Returns	Amount	# Of Returns	Amount	# Of Returns	Amount	# Of Returns	Amount	# Of Returns
Estimated Refunds	\$85,500,000.00	44,000	\$94,853,701.49	44,000	\$86,428,904.57	45,000	\$76,746,361.29	40,500	\$0.00	0	\$343,528,967.36	129,500
Less: Refunds Paid	\$94,064.30	53	\$53,953,236.06	17,730	\$73,123,587.87	34,266	\$75,593,652.10	39,890	\$0.00	0	\$202,764,540.33	91,886
Estimated Remaining Tax Refunds	\$85,405,935.70	43,947	\$40,900,465.43	26,270	\$13,305,316.70	10,734	\$1,152,709.19	610	\$0.00	0	\$546,293,507.69	37,614
<b>Refunds Processed:</b>												
"A" - Accepted	\$7,479,139.41	2,226	\$32,024,819.05	22,285	\$11,412,828.88	9,862	\$253,251.90	175	\$104,136.70	74	\$51,274,175.94	32,396
"E" - Error	\$217,274.47	63	\$1,134,454.88	422	\$197,247.95	79	\$186,451.66	88	\$448,619.12	63	\$2,184,048.08	652
"S" - Suspended	\$171,430.51	53	\$758,665.61	324	\$617,759.53	232	\$207,048.14	80	\$533,907.25	164	\$2,288,811.04	800
Total Refunds Processed & Unpaid	\$7,867,844.39	2,342	\$33,917,939.54	23,031	\$12,227,836.36	10,173	\$646,751.70	343	\$1,086,663.07	301	\$55,747,035.06	33,848
* Estimated unprocessed & unfiled returns	\$77,538,091.31	41,605	\$6,982,525.89	3,239	\$1,077,480.34	561	\$505,957.49	267	\$0.00	0	\$490,546,472.63	3,766
Estimated Remaining Tax Refunds	\$85,405,935.70	43,947	\$40,900,465.43	26,270	\$13,305,316.70	10,734	\$1,152,709.19	610	\$0.00	0	\$546,293,507.69	37,614

\* The "Estimated unprocessed & unfiled returns" was computed by subtracting "Total Refunds Processed & Unpaid" from "Estimated Remaining Tax Refunds".

Non-Resident Aliens (1040NR)	2009		2008		2007		2006		2005 & Prior Years		TOTAL YEARS	
	Amount	# Of Returns	Amount	# Of Returns	Amount	# Of Returns	Amount	# Of Returns	Amount	# Of Returns	Amount	# Of Returns
** Refund Returns Processed	\$672.00	1	\$40,094.33	56	\$102,339.90	35	\$0.00	0	\$0.00	0	\$143,106.23	91
<b>Estate &amp; Trust Returns (1041)</b>												
** Refund Returns Processed	\$0.00	0	\$0.00	0	\$0.00	0	\$0.00	0	\$0.00	0	\$0.00	0
<b>Corporate Tax Returns</b>												
Estimated Refunds	\$4,238,172.75	104	\$4,238,172.75	104	\$4,238,172.75	104	\$4,238,172.75	104	\$0.00	0	\$16,952,691.00	312
Less: Refunds Paid	\$0.00	0	\$157,340.00	1	\$61,214.00	4	\$2,348,383.00	49	\$0.00	0	\$2,566,937.00	54
Estimated Remaining Tax Refunds	\$4,238,172.75	104	\$4,080,832.75	103	\$4,176,958.75	100	\$1,889,789.75	55	\$0.00	0	\$14,385,754.00	258
<b>Refunds Processed:</b>												
"A" - Accepted	\$0.00	0	\$55,920.00	3	\$227,515.00	6	\$6,000.00	1	\$48,550.87	5	\$337,985.87	15
"E" - Error	\$0.00	0	\$0.00	0	\$0.00	0	\$0.00	0	\$384,246.00	1	\$384,246.00	1
"S" - Suspended	\$0.00	0	\$0.00	0	\$126,798.57	1	\$0.00	0	\$176,606.00	5	\$303,404.57	6
1331's	\$0.00	0	\$0.00	0	\$0.00	0	\$0.00	0	\$807,276.34	9	\$807,276.34	9
Total Refunds Processed & Unpaid	\$0.00	0	\$55,920.00	3	\$354,313.57	7	\$6,000.00	1	\$1,416,679.21	20	\$1,832,912.78	31
* Estimated Unprocessed & Unfiled Returns	\$4,238,172.75	104	\$4,024,912.75	100	\$3,822,645.18	93	\$1,883,789.75	54			\$12,552,841.22	0
Estimated Remaining Tax Refunds	\$4,238,172.75	104	\$4,080,832.75	103	\$4,176,958.75	100	\$1,889,789.75	55			\$14,385,754.00	258

\*\* Estimated Unprocessed Refund Returns

\*\*\* Estimated Refunds per year was adjusted to reflect amount attributable to business returns

GOVERNMENT OF GUAM				
Liabilities as of June 30, 2010				
& Projected September 30, 2010				
<b>Current Liabilities:</b>				
Accounts Payable				28,876,293
<b>Current Unfunded Liabilities: (09/30/10)</b>				
Deficit Reduction Payables			3,167,081	
Retirement - GDOE			578,865	
Retirement - GMHA			571,504	
COLA Payable			2,021,347	
U.S. Dept. of Justice Bureau of Prison Debt			750,000	
Merchant Bank Fees			218,156	
DOE - GPA Note			318,750	
				7,625,703
<b>Total Current Liabilities</b>				<b>36,501,996</b>
<b>Long Term Unfunded Liabilities:</b>				
Deficit Reduction Payables			0	
Retirement - GDOE (Interest calculated to 01/31/10)			5,710,987	
Retirement - GMHA			4,507,347	
COLA Payable (Interest calculated thru 09/30/10)			23,454,389	
U.S. Dept. of Justice Bureau of Prison Debt			5,037,640	
FEMA Disallowed Cost (Typhoon Paka)			2,367,334	
<b>Total Long Term Liabilities</b>				<b>41,077,697</b>
<b>Continuing Appropriations</b>				<b>634,940</b>
<b>Total Liabilities and Continuing Appropriations</b>				<b>78,214,633</b>
<b>PROJECTED UNFUNDED EXPENDITURES</b>				
<b>Due in FY2011</b>				
Deficit Reduction Payables			0	
Retirement - GDOE			2,315,461	
Retirement - GMHA			2,286,014	
COLA Payable - (Includes estimated interest)			25,047,646	
U.S. Dept. of Justice Bureau of Prison Debt			3,000,000	
FEMA Disallowed Cost (Typhoon Paka)			2,367,334	
Merchant Bank Fees			3,633,367	
DOE - GPA Note			1,275,000	
<b>Total Projected Unfunded Expenditures</b>				<b>39,924,822</b>

Government of Guam  
 Department of Administration  
 Division of Accounts  
 Schedule of Aged trial Balance of Accounts Pyables  
 From October 01, 2009 to June 30, 2010

I. Aging Analysis	A All Fund Types	% of Payables	B General Fund	% of Payables	C (A - B) Other Funds	% of Payables
0 - 30 days	\$ 15,776,904.66	55%	\$ 4,040,250.67	38%	\$ 11,736,653.99	64%
30 - 60 days	7,856,248.99	27%	3,247,757.26	31%	4,608,491.73	25%
60 - 90 days	3,210,079.93	11%	1,203,623.62	11%	2,006,456.31	11%
90 - 120 days	304,371.58	1%	304,371.58	3%	-	0%
120 - 180 days	1,124.00	0%	1,124.00	1%	-	0%
over 180 days	1,724,338.02	6%	1,724,338.02	16%	-	0%
<b>A/P Aging Total</b>	<b>\$ 28,873,067.18</b>	<b>100%</b>	<b>\$ 10,521,465.15</b>	<b>100%</b>	<b>\$ 18,351,602.03</b>	<b>100%</b>

II. Detailed Aging  
of Payables by Vendor

Vendors	Payables as of 6/30/2010
Payroll Vendor / Retirement DB	\$ 27.72
MIP / Medicaid	3,830,220.92
Regular Vendors	10,390,579.32
*** Autonomous Agencies	14,644,898.82
<b>Total Vendors</b>	<b>\$ 28,865,726.78</b>
Utilities	
GPA	\$ -
GWA	-
GTA	7,340.40
<b>Total Utilities</b>	<b>\$ 7,340.40</b>
*** Autonomous Agencies Breakdown	
OPA Operations	\$ 25,915.00
Guam Legislature	303,541.67
GCC Operations	3,220,035.00
GCC LPN / Voc	156,222.00
GCC Apprenticeship	367,500.00
Unified Judiciary	4,120,288.50
UOG Operation	6,351,396.65
UOG Growth Initiative	100,000.00
<b>Total Autonomous</b>	<b>\$ 14,644,898.82</b>

=====

Government of Guam - Department of Administration  
 Deficit Reduction Summary  
 As of June 30, 2010

Classification	Count	Total	%	Total
<b>Executive Branch</b>				
Court Order/Civil Service Commission	23	520,000.54	15.25%	
Other Salaries (i.e. promised pay, merit)	37	556,613.75	16.32%	
Other Payables (i.e. vendors)	43	<u>2,333,503.28</u>	<u>68.43%</u>	
			100.00%	<u>\$ 3,410,117.57</u>
 <b>Agencies-Divisions</b>				
CAHA		1,430.39	0.04%	
CLB		1,186.21	0.03%	
CLTC		42,883.65	1.26%	
DISID		33,333.32	0.98%	
DLM		75.00	0.00%	
DMA		6,330.67	0.19%	
DMHSA		1,060,012.61	31.08%	
DOA-HRD		18,170.00	0.53%	
DOC		41,232.20	1.21%	
DOL-AGO		184,394.98	5.41%	
DPW		1,299,345.68	38.10%	
DRT		270,589.41	7.93%	
DYA		80.00	0.00%	
GEPA (salaries, no est)		0.00	0.00%	
GFD		209,777.15	6.15%	
MCOG		15,744.11	0.46%	
PHSS		<u>225,532.19</u>	<u>6.61%</u>	
Agencies-Divisions Total			100.00%	<u>3,410,117.57</u>

Government of Guam - Department of Administration  
Obligation Breakdown by Department  
As of June 30, 2010

Department	VENDOR / EMPLOYEE	AMOUNT	TOTAL
CAHA	S A.D. B (SALARY)		\$ 1,430.39
CLB	Xerox Corporation		1,186.21
CLTC	3R Incorporated	23,547.75	
	Lujan, Aguigui & Perez, LLP	19,335.90	42,883.65
DISID	Guma Mami, Inc - Govt Claim		33,333.32
DLM	Inafa' Maolek Conciliation		75.00
DMA	Anderson Air Force Base (FY08 Utilities)		6,330.67
DMHSA	Bay Recovery Centers, Inc	78,119.00	
	Benson Guam Enterprises	587.45	
	Cruz Pharmacy	4,356.87	
	Frazee Paint & Wallcovering	102.05	
	Group 4 Securicor (G4S)	111,599.23	
	Guam Memorial Hospital Authority	906,757.89	
	Guahan Waste Control, Inc	456.00	
	Choice Phone (iConnect)	1,215.89	
	IT&E	2,002.43	
	King's Auto Parts	555.54	
	Locum Tenens	24,263.75	
	Maids to Order	1,125.00	
	Mega Drug	2,487.35	
	PacAir, Ltd	777.38	
	Pacific Security Alarm	1,580.00	
	Payless Supermarkets	3,323.06	
RadioCom Guam	565.90	1,139,874.79	
DOA-HRD	A.E. , MD		18,170.00
DOC	Atty Fees (4 GCA \$4406.1)	11,328.68	
	Blair Sterling Johnson Martinez & Leon Guerrero	937.50	
	F.B.C. (SALARY)	1,870.12	14,136.30
OAG	Gorman & Gavras Client Trust Acct (D.J.L.LG)	5,414.92	
	C.S.	90,000.00	
	L.M.	4,402.08	
	V.E.	937.97	
	F.L./J.L./M.L.	1,687.05	
	D.A.C.F.	2,194.63	
	M.C.	238.00	
	Gorman & Gavras Client Trust Acct (B.A.C.)	51,595.33	
	T O.U. B, T F. M.	766.62	
	E B.J. C	1,783.76	
	E J. P or M K	1,673.74	
	E B S	2,328.00	163,022.10



GOVERNMENT OF GUAM  
**RETIREMENT FUND**  
 STABILITY · SECURITY · REWARDS

Felix P. Camacho  
 Governor

Michael W. Cruz, M.D.  
 Lieutenant Governor

Paula M. Blas  
 Director

March 16, 2010

Lourdes M. Perez  
 Director  
 Department of Administration  
 P.O. Box 884  
 Hagatna, Guam 96932

Re: Guam Memorial Hospital Authority (GMHA) and Guam Department of Education (GDOE) Contributions Receivable Relative to Public Law 28-38


Dear Ms. Perez:

The Retirement Fund received Mr. Corey Diaz's March 12, 2010 email relative to the above. Please find below, a breakdown of the outstanding employer and employee contributions, interest, and penalties receivable as of January 31, 2010.

	<u>GMHA</u>	<u>GDOE</u>
Member Contributions	\$1,672,858.32	\$2,027,293.59
Employer Contributions	3,578,981.03	4,392,788.50
8137 (c) Interest from 10/01/09 to 01/31/10	132,734.85	162,286.85
4.5% Interest on Member Contributions for FY 2009	<u>75,278.62</u>	<u>93,393.61</u>
Total	<u>\$5,459,852.82</u>	<u>\$6,675,762.55</u>

Should you have any questions regarding this matter, please contact Ms. Diana Bernardo, Controller, at 475-8912, or Ms. Rosalie Bordallo, General Accounting Supervisor, at 475-8910.

Sincerely,



Paula M. Blas  
 Director

Trustees:

Joe T. San Agustin  
 Chairman

Wilfred P. Leon Guerrero, Ed.D.  
 Vice-Chairman  
 Investment Committee, Chairman

Antolina S. Leon Guerrero  
 Secretary

Gerard A. Cruz  
 Treasurer  
 Audit & Operations Committee,  
 Chairman

George A. Santos  
 Members' & Benefits Committee,  
 Chairman

Katherine T.E. Taitano  
 Trustee

Wilfred G. Aflague  
 Trustee

P.L. 30-101

1           **Section 20. Authorization to Use COLA balance.** Upon the conclusion of  
2 COLA case Rios v. Camacho, Superior Court No. SP0206-93, the GGRF  
3 performed audits of the individual accounts, which resulted in payments due of  
4 One Hundred Twenty-one Million Five Hundred Forty-three Thousand Eight  
5 Hundred and Two Dollars (\$121,543,802) to the COLA class. The GGRF is  
6 hereby authorized to use the balance of One Million Four Hundred Fifty-six  
7 Thousand One Hundred Ninety-eight Dollars (**\$1,456,198**) from appropriations  
8 made in Public Laws 29-04, 29-19, 28-151 and 30-7, less COLA payments for  
9 obligations listed in Section 22(a) of this Act.

	<b>Appropriations</b>	<b>Total</b>
11	P.L. 29-04	\$8,000,000
12	P.L. 29-19	\$14,000,000
13	P.L. 28-151	\$9,000,000
14	<u>P.L. 30-07</u>	<u>\$92,000,000</u>
15	TOTAL	\$123,000,000
16	<u>Payments</u>	<u>(\$121,543,802)</u>
17	Balance	\$1,456,198

18           **Section 21.** A total of Three Million One Hundred Sixty-nine Thousand  
19 One Hundred Dollars (**\$3,169,100**) from the reimbursements referred to in Section  
20 18 of this Act is hereby appropriated as follows:

21                   (a) Two Million Twenty-one Thousand Three Hundred  
22 Forty-seven Dollars (**\$2,021,347**) to claimants set forth in Title 5,  
23 Guam Code Annotated, Chapter 6, Article 4, §6404(d)(1) and (2);

24                   (b) One Million One Hundred Forty-seven Thousand Seven  
25 Hundred Fifty-three Dollars (**\$1,147,753**) for retirees authorized by  
26 Section 19 of this Act.